
























Rank	Competitor	Age	Club	RT	PTS	Result
1	Kento Wangfor	14		0.69		4:46.45 Entry: 5:03.54 -17.09
	50m: 27.50 100m: 1:00.39 (32.89) 150m: 1:37.23 (36.84) 200m: 2:14.30 (37.07) 250m: 2:57.04 (42.74) 300m: 3:39.86 (42.82) 350m: 4:13.80 (33.94) 400m: 4:46.45 (32.65)					
2	William Callow	15		0.73		4:47.14 Entry: 4:55.12 -7.98
	50m: 29.73 100m: 1:03.43 (33.70) 150m: 1:39.65 (36.22) 200m: 2:15.17 (35.52) 250m: 2:57.27 (42.10) 300m: 3:40.20 (42.93) 350m: 4:13.98 (33.78) 400m: 4:47.14 (33.16)					
3	Michael Chen	15		0.64		4:51.99 Entry: 5:01.19 -9.20
	50m: 27.93 100m: 1:01.00 (33.07) 150m: 1:39.42 (38.42) 200m: 2:18.31 (38.89) 250m: 3:00.06 (41.75) 300m: 3:42.96 (42.90) 350m: 4:18.83 (35.87) 400m: 4:51.99 (33.16)					
4	Max Cryer	15		0.70		4:53.24 Entry: 4:55.02 -1.78
	50m: 29.28 100m: 1:03.70 (34.42) 150m: 1:42.74 (39.04) 200m: 2:21.56 (38.82) 250m: 3:02.49 (40.93) 300m: 3:44.04 (41.55) 350m: 4:19.61 (35.57) 400m: 4:53.24 (33.63)					
5	Naherehau Yun	14		0.65		4:57.63 Entry: 4:58.19 -0.56
	50m: 29.32 100m: 1:04.43 (35.11) 150m: 1:42.88 (38.45) 200m: 2:19.54 (36.66) 250m: 3:03.58 (44.04) 300m: 3:48.52 (44.94) 350m: 4:23.33 (34.81) 400m: 4:57.63 (34.30)					
6	Nathan Hu	13		0.67		4:58.28 Entry: 5:08.78 -10.50
	50m: 30.38 100m: 1:05.63 (35.25) 150m: 1:44.92 (39.29) 200m: 2:23.00 (38.08) 250m: 3:05.27 (42.27) 300m: 3:48.11 (42.84) 350m: 4:24.20 (36.09) 400m: 4:58.28 (34.08)					
7	Harvey Revell	15		0.68		4:59.79 Entry: 4:59.95 -0.16
	50m: 28.72 100m: 1:02.59 (33.87) 150m: 1:41.52 (38.93) 200m: 2:19.34 (37.82) 250m: 3:05.04 (45.70) 300m: 3:51.22 (46.18) 350m: 4:26.14 (34.92) 400m: 4:59.79 (33.65)					
8	Michael Yang	14		0.73		5:01.30 Entry: 5:10.55 -9.25
	50m: 31.42 100m: 1:09.32 (37.90) 150m: 1:49.32 (40.00) 200m: 2:28.02 (38.70) 250m: 3:07.98 (39.96) 300m: 3:48.45 (40.47) 350m: 4:25.52 (37.07) 400m: 5:01.30 (35.78)					
9	Matthew Callow	13		0.67		5:03.51 Entry: 5:08.09 -4.58
	50m: 31.18 100m: 1:06.55 (35.37) 150m: 1:46.23 (39.68) 200m: 2:26.11 (39.88) 250m: 3:10.01 (43.90) 300m: 3:54.13 (44.12) 350m: 4:29.08 (34.95) 400m: 5:03.51 (34.43)					

10	 Justin Wang	15		0.69	5:04.59 Entry: 5:06.76	-2.17
	50m: 30.43 100m: 1:08.29 (37.86) 150m: 1:49.21 (40.92) 200m: 2:28.99 (39.78) 250m: 3:10.97 (41.98) 300m: 3:56.02 (45.05) 350m: 4:31.61 (35.59) 400m: 5:04.59 (32.98)					
11	 Ryan Zhou	15		0.75	5:05.03 Entry: 5:09.36	-4.33
	50m: 30.05 100m: 1:05.44 (35.39) 150m: 1:46.09 (40.65) 200m: 2:24.48 (38.39) 250m: 3:08.83 (44.35) 300m: 3:55.11 (46.28) 350m: 4:31.37 (36.26) 400m: 5:05.03 (33.66)					
12	 Cooper Ketcher	14		0.66	5:06.08 Entry: 5:06.42	-0.34
	50m: 33.03 100m: 1:12.40 (39.37) 150m: 1:52.25 (39.85) 200m: 2:31.15 (38.90) 250m: 3:15.98 (44.83) 300m: 4:00.42 (44.44) 350m: 4:33.72 (33.30) 400m: 5:06.08 (32.36)					
13	 Lewis Ives	15		0.67	5:06.57 Entry: 5:04.70	+1.87
	50m: 30.97 100m: 1:08.15 (37.18) 150m: 1:47.49 (39.34) 200m: 2:27.96 (40.47) 250m: 3:10.11 (42.15) 300m: 3:54.14 (44.03) 350m: 4:31.04 (36.90) 400m: 5:06.57 (35.53)					
14	 Antoine Baldovi	15		0.70	5:07.32 Entry: 5:04.60	+2.72
	50m: 29.46 100m: 1:05.00 (35.54) 150m: 1:46.32 (41.32) 200m: 2:25.56 (39.24) 250m: 3:11.15 (45.59) 300m: 3:57.44 (46.29) 350m: 4:32.35 (34.91) 400m: 5:07.32 (34.97)					
15	 Henry Wang	15		0.69	5:07.90 Entry: 5:08.48	-0.58
	50m: 29.28 100m: 1:04.55 (35.27) 150m: 1:44.88 (40.33) 200m: 2:25.11 (40.23) 250m: 3:09.51 (44.40) 300m: 3:56.85 (47.34) 350m: 4:32.98 (36.13) 400m: 5:07.90 (34.92)					
16	 Jk Wang	14		0.55	5:09.69 Entry: 5:14.13	-4.44
	50m: 30.79 100m: 1:07.24 (36.45) 150m: 1:47.57 (40.33) 200m: 2:27.80 (40.23) 250m: 3:12.65 (44.85) 300m: 3:57.16 (44.51) 350m: 4:33.90 (36.74) 400m: 5:09.69 (35.79)					
17	 Tristin Costabel	13		0.71	5:09.81 Entry: 5:07.76	+2.05
	50m: 30.92 100m: 1:07.45 (36.53) 150m: 1:48.93 (41.48) 200m: 2:28.92 (39.99) 250m: 3:12.65 (43.73) 300m: 3:56.67 (44.02) 350m: 4:34.32 (37.65) 400m: 5:09.81 (35.49)					
18	 Alexis Goatley	15		0.77	5:10.86 Entry: 5:08.22	+2.64
	50m: 30.35 100m: 1:06.09 (35.74) 150m: 1:46.19 (40.10) 200m: 2:25.67 (39.48) 250m: 3:13.37 (47.70) 300m: 4:01.39 (48.02) 350m: 4:36.33 (34.94) 400m: 5:10.86 (34.53)					
19	 Jaxon Hamlin-B	14		0.79	5:12.49 Entry: 5:10.29	+2.20
	50m: 30.44 100m: 1:06.58 (36.14) 150m: 1:49.42 (42.84) 200m: 2:29.65 (40.23) 250m: 3:15.81 (46.16) 300m: 4:01.51 (45.70) 350m: 4:38.53 (37.02) 400m: 5:12.49 (33.96)					
20	 Kymani Leca (V)	13		0.67	5:13.02 Entry: 5:15.58	-2.56
	50m: 32.10 100m: 1:10.31 (38.21) 150m: 1:53.26 (42.95) 200m: 2:35.18 (41.92)					



250m: 3:17.97 (42.79) 300m: 4:03.51 (45.54) 350m: 4:39.33 (35.82)
400m: 5:13.02 (33.69)

21  Aiden Carlisle 14  0.71 5:14.16
Entry: 5:16.03 -1.87

50m: 31.51 100m: 1:09.81 (38.30) 150m: 1:52.36 (42.55) 200m: 2:34.46 (42.10)
250m: 3:18.50 (44.04) 300m: 4:03.61 (45.11) 350m: 4:39.99 (36.38)
400m: 5:14.16 (34.17)

22  James Hollywox 13 0.74 5:16.86
Entry: 5:22.82 -5.96

50m: 32.89 100m: 1:13.42 (40.53) 150m: 1:54.10 (40.68) 200m: 2:32.86 (38.76)
250m: 3:17.15 (44.29) 300m: 4:02.56 (45.41) 350m: 4:41.16 (38.60)
400m: 5:16.86 (35.70)

23  Jesu Yu 14  0.58 5:18.73
Entry: 5:13.13 +5.60



50m: 31.76 100m: 1:10.93 (39.17) 150m: 1:53.10 (42.17) 200m: 2:33.94 (40.84)
250m: 3:20.68 (46.74) 300m: 4:06.88 (46.20) 350m: 4:43.89 (37.01)
400m: 5:18.73 (34.84)

24  Lucas Wong 14  0.64 5:20.91
Entry: 5:18.65 +2.26

50m: 31.40 100m: 1:09.67 (38.27) 150m: 1:51.70 (42.03) 200m: 2:33.95 (42.25)
250m: 3:19.21 (45.26) 300m: 4:05.84 (46.63) 350m: 4:43.88 (38.04)
400m: 5:20.91 (37.03)

25  Levi Dixon 14  0.79 5:21.72
Entry: 5:18.15 +3.57



50m: 33.36 100m: 1:14.70 (41.34) 150m: 1:54.68 (39.98) 200m: 2:33.56 (38.88)
250m: 3:23.52 (49.96) 300m: 4:13.92 (50.40) 350m: 4:48.30 (34.38)
400m: 5:21.72 (33.42)

26  Austin Li 13  0.67 5:23.51
Entry: 5:28.12 -4.61



50m: 31.33 100m: 1:07.59 (36.26) 150m: 1:52.06 (44.47) 200m: 2:34.78 (42.72)
250m: 3:21.59 (46.81) 300m: 4:10.34 (48.75) 350m: 4:46.37 (36.03)
400m: 5:23.51 (37.14)

27  Lenny Park 13  0.50 5:24.72
Entry: 5:29.30 -4.58


50m: 32.59 100m: 1:13.32 (40.73) 150m: 1:54.85 (41.53) 200m: 2:37.34 (42.49)
250m: 3:24.16 (46.82) 300m: 4:13.21 (49.05) 350m: 4:48.39 (35.18)
400m: 5:24.72 (36.33)

28  Ethan Han 13  0.69 5:52.16
Entry: 5:51.88 +0.28

50m: 33.88 100m: 1:15.60 (41.72) 150m: 2:01.66 (46.06) 200m: 2:46.08 (44.42)
250m: 3:37.69 (51.61) 300m: 4:29.08 (51.39) 350m: 5:11.81 (42.73)
400m: 5:52.16 (40.35)

-  Soeren Wells 16  0.72
Entry: 4:55.28 -17.83



50m: 28.62 100m: 1:01.63 (33.01) 150m: 1:36.13 (34.50) 200m: 2:11.48 (35.35)
250m: 2:51.35 (39.87) 300m: 3:32.79 (41.44) 350m: 4:04.85 (32.06)
400m: 4:37.45 (32.60)

-  Logan Woods 13  0.48 DSQ



-  Jono Graham 16  0.69
Entry: 5:11.42 +2.23

50m: 30.40 100m: 1:06.34 (35.94) 150m: 1:48.80 (42.46) 200m: 2:29.36 (40.56)

250m: 3:16.95 (47.59) 300m: 4:04.64 (47.69) 350m: 4:39.92 (35.28)
400m: 5:13.65 (33.73)



-  Jethrow Yoon 16  0.64 Entry: 5:07.13 **-6.02**

50m: 29.49 100m: 1:04.70 (35.21) 150m: 1:45.29 (40.59) 200m: 2:25.75 (40.46)
250m: 3:06.25 (40.50) 300m: 3:48.72 (42.47) 350m: 4:26.14 (37.42)
400m: 5:01.11 (34.97)



-  Jaden Heerikhu 16  0.66 Entry: 5:03.99 **-3.99**

50m: 30.64 100m: 1:08.24 (37.60) 150m: 1:50.19 (41.95) 200m: 2:31.40 (41.21)
250m: 3:11.11 (39.71) 300m: 3:51.76 (40.65) 350m: 4:27.06 (35.30)
400m: 5:00.00 (32.94)


-  Maxwell Calder 16  0.76

-  Luojingxi Chen 16  0.61 Entry: 4:59.10 **-15.13**

50m: 28.98 100m: 1:02.61 (33.63) 150m: 1:39.46 (36.85) 200m: 2:16.78 (37.32)
250m: 2:57.29 (40.51) 300m: 3:39.90 (42.61) 350m: 4:12.70 (32.80)
400m: 4:43.97 (31.27)

-  Declan Broadfo 16  0.65 Entry: 4:45.95 **-3.12**

50m: 27.65 100m: 1:00.67 (33.02) 150m: 1:37.06 (36.39) 200m: 2:13.98 (36.92)
250m: 2:53.68 (39.70) 300m: 3:35.34 (41.66) 350m: 4:09.27 (33.93)
400m: 4:42.83 (33.56)

-  Enoa Vial (V) 16 0.72 Entry: 4:52.47 **-8.62**

50m: 29.37 100m: 1:04.33 (34.96) 150m: 1:43.02 (38.69) 200m: 2:20.82 (37.80)
250m: 3:01.92 (41.10) 300m: 3:42.87 (40.95) 350m: 4:14.41 (31.54)
400m: 4:43.85 (29.44)

-  Aidan Taylor 16  0.66 Entry: 4:54.93 **-7.84**

50m: 28.03 100m: 1:01.54 (33.51) 150m: 1:41.03 (39.49) 200m: 2:19.27 (38.24)
250m: 2:58.08 (38.81) 300m: 3:39.33 (41.25) 350m: 4:12.84 (33.51)
400m: 4:47.09 (34.25)